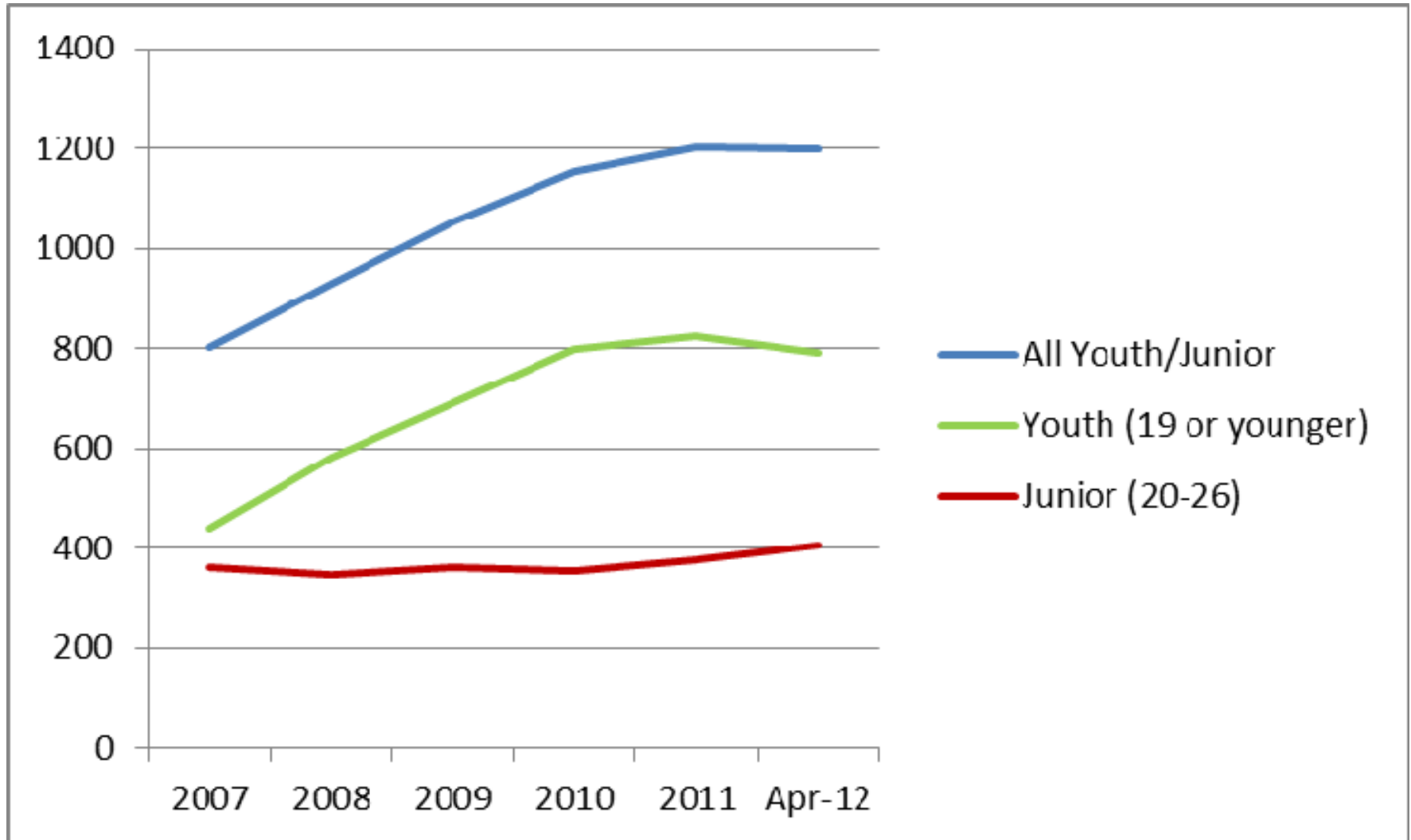


Teaching Youth Bridge

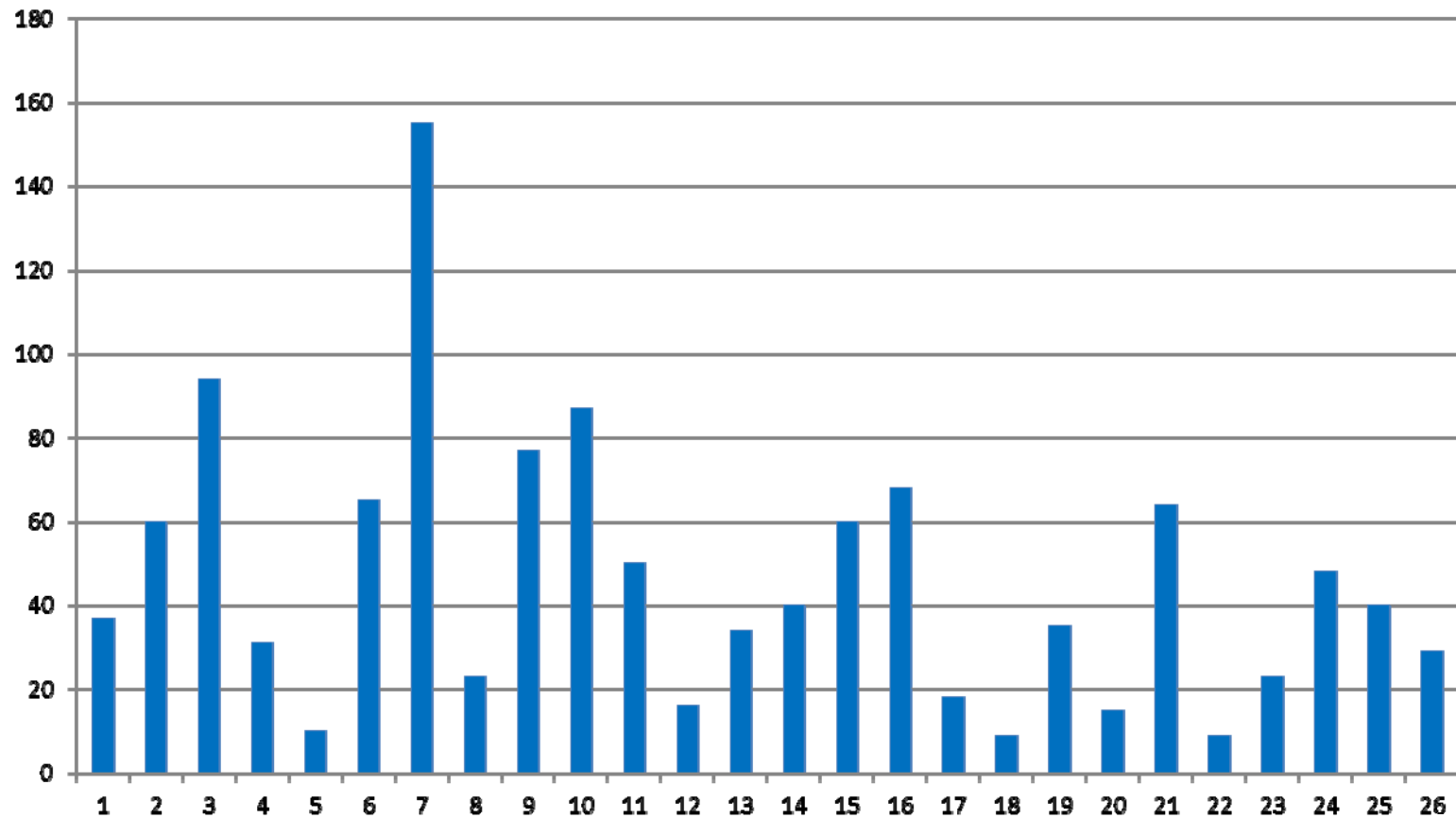
Asheville NC

September 8, 2012

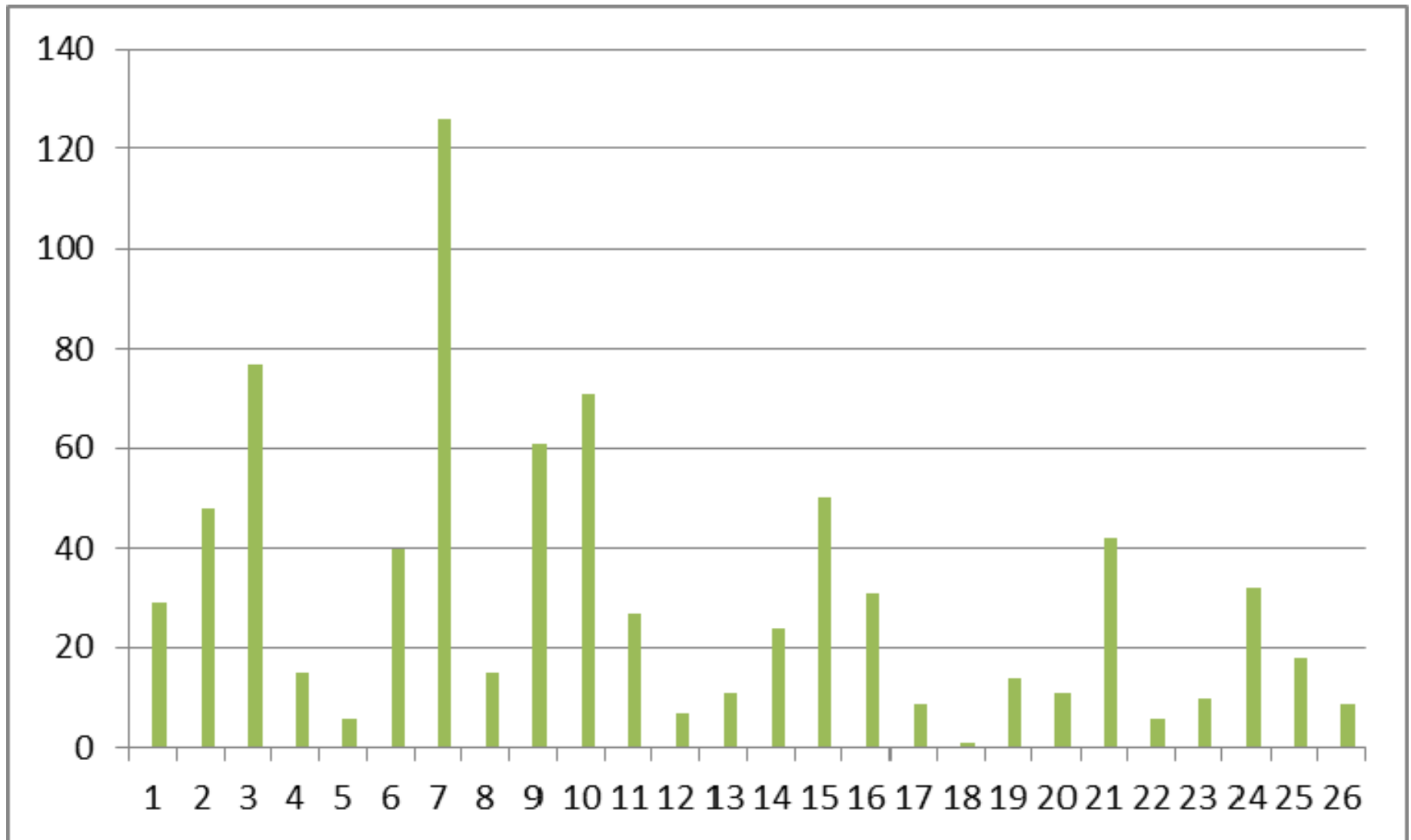
Youth and Junior Membership 2007- April 2012



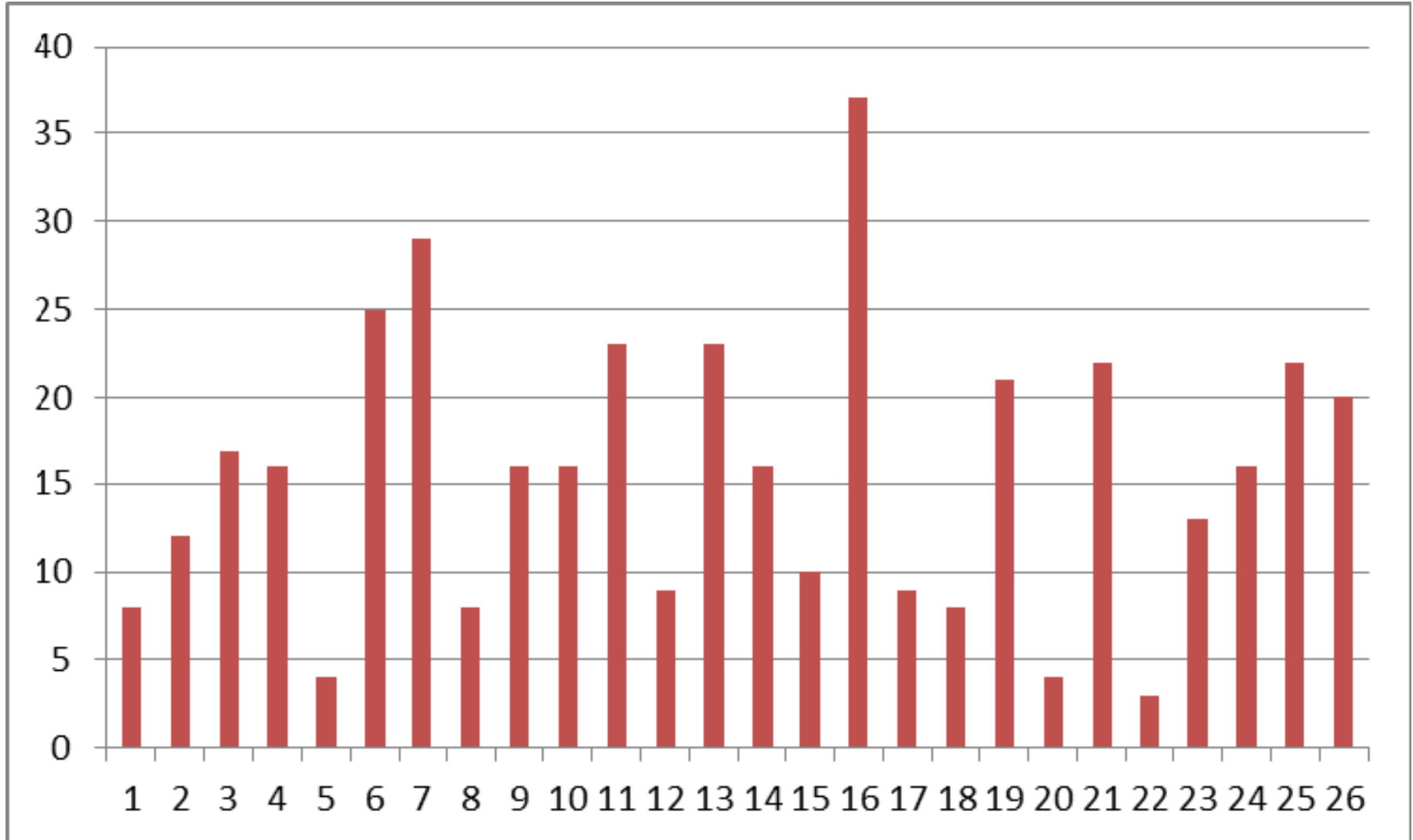
Youth and Junior Membership By District 2012 (26 is D99)



Youth Membership 2012 By District (26 is D99)



Junior Membership 2012 By District (26 is D99)



ACBL Membership Age Distribution

Total number of members: 166,553

Total number of members for whom we have ages: 134,578

Estimate (as result of 2005 survey) of number of
bridge players in the U.S.: 18,600,000

Age	Number	% of Total
0-19	790	0.59
20-25	407	0.30
26-35	901	0.67
36-45	1,786	1.33
46-54	4,625	3.44
55-69	48,109	35.75
70+	77,960	57.93

Differences in Teaching Kids vs Adults

Pluses

- Used to studying and learning
- Understand gaming and strategy
- Aren't embarrassed when they make a mistake in play
- Enthusiastic
- Love bridge and they're so darned cute

Differences in Teaching Kids vs Adults

Minuses

- Shorter attention span
- Bend to peer pressure
- Let you know when they're bored
- Want to push forward quickly
- No control over their time schedule

Teaching Techniques

- Talk for five minutes then do something
- Repetition-repetition-repetition
- Never call on a child unless their hand is up
- If they give you a wrong answer, give it a positive spin
- Never assume they know something you haven't told them
- Phrase your remarks about math to give them a chance to work them out in their own mind before you tell them the answer
- Catchy phrases or words are good memory tools
- Utilize visual teaching through writing or the cards themselves
- Score the hands – they always want to know how to 'win'
- Let them play a lot of hands
- Playing the game is important

Key Concepts

- Always looking for a 'fit' in a major suit
- First choice for your contract is major a suit, then NT, then last a minor suit
- Bidding is a conversation telling your partner about the strength of your hand and your long suits
- Rank of suit is only important in the bidding, not the play
- If you aren't strong enough to play game or slam, stay low and safe
- In bidding, you are always trying to tell partner something new about your hand that they didn't already know and that they need to know
- With two five card suits bid the highest in rank first
- A new suit by responder is forcing, you must bid again.
- A finesse is an opportunity, not a risk

Teaching Script

CLASS	TITLE	TOPICS
Day 1	Mechanics of Bridge	The deck, Suits, Order of Cards, Deal, Sort, No Trumps, Tricks
Day 2	Trumps	Review, Trumps, Fit, Declarer, Dummy, Opening Lead
Day 3	Scoring	Contract, Book, Minor Suits, Major Suits, Trick Points, Game Points and Setting Points, High Card Points,
Day 4	Bidding	High Card Points, Opening the Bidding
Day 5	Bidding	Review, Rank of Suits, Responding to an Opening bid of 1♣ or 1♦
Day 6	Bidding	Review, Responding to an Opening bid of 1♥ or 1♠
Day 7	Play of the Hand in Suits	Basic suit play. Counting Trumps
Day 8	Play of the Hand in Suits	Basic suit play, Finesse
Day 9	Bidding	Opening NT, Responding to NT, Jacoby Transfers
Day 10	Bidding	Stayman
Day 11	Play of the Hand in NT	Basic NT play
Day 12	Play of the Hand in NT	Basic NT play, Setting up a Long Suit
Day 13	Overcalling	Rules to Overcall
Day 14	Opening Leads	Rules and theory for leading
Day 15	Practice	Practice Play and Bidding
Day 16	Game	

Bridge: A Path To Math

CLASS	TITLE	TOPICS
Week 1	Mechanics of Bridge	The deck, Suits, Order of Cards, Deal, Sort, No Trumps, Tricks
Week 1	Trumps	Review, Trumps, Fit, Declarer, Dummy, Opening Lead
Week 2	Scoring	Contract, Book, Minor Suits, Major Suits, Trick Points, Game Points and Setting Points, High Card Points,
Week 2	Bidding	High Card Points, Opening the Bidding
Week 3	Bidding	Review, Rank of Suits, Responding to an Opening bid of 1♣ or 1♦
Week 3	Bidding	Review, Responding to an Opening bid of 1♥ or 1♠
Week 4	Play of the Hand in Suits	Basic suit play. Counting Trumps
Week 4	Play of the Hand in Suits	Basic suit play, Finesse
Week 5	Bidding	Opening NT, Responding to NT, Jacoby Transfers
Week 5	Bidding	Stayman
Week 5	Play of the Hand in NT	Basic NT play
Week 5	Play of the Hand in NT	Basic NT play, Setting up a Long Suit
Week 6	Overcalling	Rules to Overcall
Week 9	Opening Leads	Rules and theory for leading
Week 9	Practice	Practice Play and Bidding
Week 9	Game	

General Notes

- If you don't teach them enough about bidding so that they can play a game, they won't keep going with bridge.
- Kids especially want to 'win'. They're very competitive and they want to know who wins each time they play. There is a tendency to think that if they go down on a hand they've 'lost'. That's a hard mindset to fix if they don't understand how the game and scoring works.
- Remember that this is supposed to be fun....for you and them. If you have a good time; so will they.
- They will not be good bridge players at the end of your 16 hours. That's ok. They won't know that. They'll think they're great. That's how they should think.
- Try and meet the parents. Talk to them about what bridge can offer.